

# KENWOOD

Listen to the Future

NEW PRODUCT • NEW PRODUCT • NEW PRODUCT • NEW PRODUCT • NEW PRODUCT • NEW PRODUCT • NEW PRODUCT • NEW PRODUCT • NEW PRODUCT • NEW PRODUCT



## TK-5720/5820

VHF/UHF & P25 Digital Mobile Radio



FleetSync<sup>®</sup>  
by KENWOOD

### GENERAL FEATURES

- 50W (136-174 MHz)
- 45W (400-470, 450-520MHz)
- 128 Zones / 512 Channels
- Enhanced Kenwood Audio
- Emergency Features
- Public Address (KAP-2 Required)
- Time Out Timer
- Busy Channel Lockout
- Ignition Sense
- Timed Power Off
- DB-25 & 9-Pin Accessory Connectors
- 9 Programmable AUX I/Os
- 2 Programmable AUX Outputs
- Transceiver Password
- Date & 12/24 Hour Time Clock
- Windows<sup>®</sup> Programming & Tuning
- Windows<sup>®</sup> Firmware Uploading
- Easy Option Ports (26-pin)
- Voice Guide & Storage (option)
- MIL-STD 810 C/D/E/F, IP-54
- MIL-STD Mic (included)
- MIL-STD 12-Key DTMF Mic Option

### FRONT PANELS/CONTROL HEADS

- Dash & Remote Mount
- 14 Character Alphanumeric Aliases
- Backlit Dot Matrix LCD
- 3-Digit Sub-Display
- Function/Status LCD Icons
- RSSI Indicator
- Transmit/Busy/Call Alert/Warn LED
- On/Off Power Control
- 4 Up/Down Selectors
- 6 Front PF Keys
- Emergency/AUX Key
- 4W Speaker Audio

### SCAN TYPES (FM & P25)

- Single Zone/Multi-Zone Scan
- Scan Lists<sup>1</sup>
- Conventional Scan
- Limited Talk Group Scan<sup>1</sup>
- Priority Monitor Scan<sup>1</sup>
- Dual Priority Scan

### FM

- QT / DQT
- Operator Selectable Tone
- Two-Tone Decode / Encode
- DTMF Encode / Decode / Stun
- Special Alert Tone Patterns
- Encryption / ANI Board Control
- Companded Audio

### FleetSync<sup>®</sup> / II (FM)

- PTT ID Digital ANI
- Caller ID Display
- Status Messaging
- Emergency & Stun Statuses
- Selective & Group Call
- Text Messaging
- Send/Display GPS

### MDC-1200

- PTT ID Digital ANI
- Caller ID Display
- Emergency Status
- Radio Check
- Radio Inhibit

### P25 DIGITAL

- P25 Digital Conventional
- AMBE+2<sup>™</sup> Enhanced VOCODER
- Talk Group ID Lists
- Individual ID Lists
- Caller ID Display
- Remote Monitor / Check, Radio Inhibit
- Encryption Key Zeroize and Retention
- DES Encryption Module
- AES & DES Encryption Module
- KPG-115 KVL Key Loader Interface Cable
- P25 Digital Trunking Option\*
- P25 GPS Location\*

*\*Future availability*




# Options

■ **KMC-35**  
Microphone



■ **VGS-1**  
Voice Guide  
& Storage Unit



■ **KAP-2**  
Horn Alert/PA  
Relay Unit



■ **KCT-46**  
Ignition Sense Cable



■ **KMC-36**  
Microphone  
with Keypad



■ **KRK-10**  
Panel Remote Kit



■ **KCT-23M**  
DC Cable (10 feet)




■ **KLF-2**  
Line Noise Filter



■ **KMC-9C**  
Control Station  
Desktop Microphone




■ **KMB-10**  
Lock Key Adapter



■ **KES-5**  
External Speaker



■ **KPS-15**  
DC Power Supply



■ **KCT-23M3**  
DC Cable (23 feet)



■ **KPG-115**  
Keyloader Interface  
Cable



All accessories and options may not be available in all markets.  
Contact an authorized Kenwood dealer for details and complete list of all accessories and options.

# Specifications

Model	TK-5720	TK-5820
<b>GENERAL</b>		
Frequency Range		
Type 1	136-174 MHz	450-520 MHz
Type 2		400-470 MHz
Number of Channels		512
Zones	128	
Max. Channels per Zone	250	
Channel Spacing		
Analog	12.5 / 15 / 25 / 30 kHz	12.5 / 25 KHz
Digital	12.5 kHz	12.5 kHz
Operating Voltage	13.6 V DC ± 20 %	
Operating Temperature Range	-22° F to +140° F (-30° C to +60° C)	
Frequency Stability	± 2.0 ppm	
Antenna Impedance	50 Ω	
Dimensions (W x H x D) (projections not included)	6.30 x 1.77 x 6.18 in. (160 x 45 x 157 mm.)	
Weight (net)	3.04 lbs (1.38 kg)	
FCC ID		
Type 1	K44378601	K44378702
Type 2		K44378703
IC Certification		
Type 1	282F-378601	282F-378702
Type 2		282F-378703

FleetSyn<sup>®</sup> is a registered trademark of Kenwood Corporation.  
Windows<sup>®</sup> is a registered trademark of Microsoft Corporation in the United States and other countries.  
AMBE+2<sup>™</sup> is a trademark of Digital Voice Systems Inc.  
The P25 Logo is used under license and is a registered trademark of the Project 25 Technology Interest Group.  
KPG-115 adapts the Motorola, KVL3000I/3000 Plus Key Loader to the TK-5720/5820.

Kenwood follows a policy of continuous advancement in development.  
For this reason specifications may be changed without notice.

Model	TK-5720	TK-5820
<b>RECEIVER</b>		
Sensitivity		
Digital (5 % BER)		0.25 μV
Digital (1 % BER)		0.40 μV
Analog 12 dB SINAD		0.25 μV
Selectivity		
Digital		-60 dB
Analog @ 25kHz		-80 dB
Analog @ 12.5 kHz		-70 dB
Intermodulation Distortion		
Digital		-73 dB
Analog		-75 dB
Spurious & Image	-90 dB	-85 dB
Audio Distortion	Less than 3.0 %	
Audio Output	4 W / 4 Ω	
<b>TRANSMITTER</b>		
RF Power Output	50 W to 10 W	45 W to 10 W*
Spurious & Harmonics	73 dB	75 dB
FM Hum & Noise		
Analog @ 25 kHz		50 dB
Analog @ 12.5 kHz		45 dB
Audio Distortion	Less than 3 %	
Modulation	11K0F3E, 16K0F3E, 8K10F1E, 8K10F1D	

Analog measurements made per TIA/EIA 603  
Digital measurements made per TIA/EIA 102CAAA

\* Type 1: 45W to 10W for 450-490MHz.  
40W to 10W for 490-512MHz.  
35W to 10W for 512-520MHz.  
Type 2: 45W to 10W for 400-470MHz.

# Applicable MIL-STD & IP

Standard	MIL 810C Methods/Procedures	MIL 810D Methods/Procedures	MIL 810E Methods/Procedures	MIL 810F Methods/Procedures
Low Pressure	500.1/Procedure I	500.2/Procedure I, II	500.3/Procedure I, II	500.4/Procedure I, II
High Temperature	501.1/Procedure I, II	501.2/Procedure I, II	501.3/Procedure I, II	501.4/Procedure I, II
Low Temperature	502.1/Procedure I	502.2/Procedure I, II	502.3/Procedure I, II	502.4/Procedure I, II
Temperature Shock	503.1/Procedure I	503.2/Procedure I	503.3/Procedure I	503.4/Procedure I, II
Solar Radiation	505.1/Procedure I	505.2/Procedure I	505.3/Procedure I	505.4/Procedure I
Rain	506.1/Procedure I, II	506.2/Procedure I, II	506.3/Procedure I, II	506.4/Procedure I, III
Humidity	507.1/Procedure I, II	507.2/Procedure II, III	507.3/Procedure II, III	507.4
Salt Fog	509.1/Procedure I	509.2/Procedure I	509.3/Procedure I	509.4
Dust	510.1/Procedure I	510.2/Procedure I	510.3/Procedure I	510.4/Procedure I, III
Vibration	514.2/Procedure VIII, X	514.3/Procedure I	514.4/Procedure I	514.5/Procedure I
Shock	516.2/Procedure I, II, III, V	516.3/Procedure I, IV, V	516.4/Procedure I, IV, V	516.5/Procedure I, IV, V
<b>International Protection Standard</b>				
Dust & Water Protection	IP54: Radio Itself			
	IP54/55: Remote Head with KRK-10			

footnotes from front:  
¹ Scan Lists currently available in analog mode. Scan Lists (P25),  
Limited Talk Group Scan and Priority Monitor Scan available in a  
future P25 trunked option release.

# KENWOOD

Kenwood U.S.A. Corporation  
Communications Sector Headquarters  
3970 Johns Creek Court, Suite 100, Suwanee, GA 30024-1265

Order Administration/Distribution  
P.O. BOX 22745, 2201 East Dominguez St., Long Beach, CA 90801-5745

Kenwood Electronics Canada Inc.  
Canadian Headquarters and Distribution  
6070 Kestrel Road, Mississauga, Ontario, Canada L5T 1S8

  
www.kenwoodusa.com



ISO9001 Registered  
Communications Equipment Division  
Kenwood Corporation  
ISO9001 certification